

# WHIRLPOOL HAMILTON



ELITE SERIES  
MODEL PE644  
214 X 198 X 86 cm



Underwater Spotlight



Spa Touch Display



Waterline Lighting




Ozonator



Wave Select Cabinet



UV Desinfection



**WATERWAVE SPAS®**

[www.waterwave-spas.com](http://www.waterwave-spas.com)

# WHIRLPOOL HAMILTON ELITE SERIES



## TECHNICAL DATA

Dimensions:	214 x 198 x 86 cm
Empty weight:	320 kg
Water capacity:	1.250 l
Total weight:	1.570 kg
Cabinet color:	see overview
Shell color:	see overview
Cabinet:	WPC Cabinet

## DETAILS

Seats:	4
Lounges:	1
Water jets:	52
Feet massage:	included
Neck massage:	included
Isolation:	Xtreme Isolation
Framework:	Stainless steel frame
Controller:	Balboa
Control panel:	Spatouch
Single Control Button:	optional
Water pump:	1 x 3 HP 2-level + 2 x 3 HP 1-level
Circulation pump:	Silent Wave Eco
Ozonator:	included
UV disinfection:	included
Filter:	2 x lamella filter
Water drain:	included
Heating:	3 KW Balboa
Electrical requirements:	3 phases 16 Ampere, 400 Volt

## LED LIGHTING


LED waterline:	included
LED underwater spotlight:	included
LED corner light:	depending on model
LED ambiente licht:	depending on model
Wasserfontains:	included
Waterfall:	Wave Design
Handle:	included

## OPTIONAL


- Airblower including aromatherapy (up to 12 additional air jets)
- Waterwave Sound System
- Waterwave Select Cabinet
- WiFi Control System
- Hydrospeed Massage
- Waterwave Clear Saltsystem
- Preparation of external access (e.g. air/heat pump)

## PREMIUM CABINET


Wave Select Cabinet



Dark Grey




Moccha




Light Oak


## CABINET COLOR STANDARD



Black



Dark Grey



Light Grey



Dark Brown


## SHELL COLOR




Pure White




Silver Marble



White Pearl




Gypsum




Mediterr. Sunset




Ocean Wave



Summer Sapphire



Midnight Opal



Sahara